

# Renaissance Global Best Ideas Fund (GBP)

As of 30/11/2025

## OBJECTIVE

The multi-asset fund aims to provide investors with capital growth over the medium to long term (3 to 5 years) through investments in a diverse range of global asset classes and currencies. The fund aims to achieve a return in excess of the Morningstar EAA OE USD Flexible Allocation fund category over the long term.

## STRATEGY

The Fund intends to achieve its investment objective by investing globally, primarily via other collective investment schemes, in a wide range of asset classes including cash, fixed income, equities, property, commodities and asset allocation portfolios. The Fund may also invest in transferable securities which are classes of investments that are negotiable on a capital market such as (but not limited to) shares in companies or bond investments.

For the purpose of efficient portfolio management, the Cell may utilise derivative instruments where deemed appropriate as a result of the Investment Manager's short and medium view of the outlook for world markets. The derivative instruments will generally comprise stock market futures, stock market index put options or index-tracking exchange traded funds that have similar characteristics.

## RESTRICTIONS

The Fund's exposure to asset classes through portfolios of collective investment schemes or other similar schemes, or transferable securities selected to represent an asset class will be as follows:

0% - 50%	Cash and Cash Equivalent
0% - 50%	Fixed Interest
0% - 25%	Property
0% - 20%	Commodity
0% - 50%	Asset Allocation Portfolio
30% - 75%	Equities
0% - 10%	Warrants

## CUMULATIVE PERFORMANCE

	3 Months	YTD	1 Year	3 Years	5 Years
FUND	4.3	6.8	6.5	17.6	22.2
Benchmark	5.9	6.0	5.5	16.5	26.8

## INVESTMENT GROWTH



Past performance is not a reliable indicator of future results. The portfolio's share prices fluctuate and are not guaranteed. Returns may decrease or increase as a result of currency fluctuations. When making an investment in the portfolio, an investor's capital is at risk. See disclaimer and disclosures for important information regarding this Minimum Disclosure Document.


Prime Investments ICC Limited (registration number 68399) together with the Cells are authorised by the Commission as an authorised, open-ended collective investment scheme of Class B pursuant to the 1987 Law and the Rules.

## FUND FACTS

Investment Manager	Renaissance Wealth Management (UK) Ltd
Legal Structure	Incorporated Cell Company
Domicile	Guernsey
Regulator	Guernsey Financial Services Commission
Fund Manager	PIM Capital (Guernsey) Limited
Custodian	Peresec International Ltd
Administrator	PIM Capital (Guernsey) Limited
Benchmark	Morningstar EAA USD Flex Ave
ISIN	GG00BQRYTF42
Min Investment	US\$7 500 (or currency equivalent)
Min Additional Inv	US\$500 (or currency equivalent)
Pricing Frequency	Daily
Settlement	Subscriptions (2 days), Redemptions (5 days)
Inception Date	08/10/2014
Valuation Time	22h00 (SA Time)
Dealing Cut-Off Time	14h00 (SA Time)
Unit Price	1.7139
Fund Size	£ 103 309 472
Fund Size Date	28/11/2025
Risk Profile	Moderate
Service Fee	1.705% p.a.

## RISK PROFILE

Typically lower rewards, lower risk      Typically higher rewards, higher risk



## HISTORICAL RISK

Std Dev	8.1
Beta	0.6
Sharpe Ratio	0.1
Max Drawdown	-11.3

## TOP FUND HOLDINGS

Portfolio Date: 30/11/2025

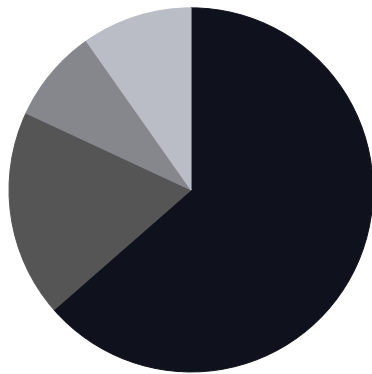
	Weight %
MI Thornbridge Global Opps C USD Acc	21.1
Rubrics Enhanced Yield D USD Acc	18.2
T. Rowe Price Gbl Foc Gr Eq E	14.8
PRESCIENT-CHINA BALANCED-S	10.9
Prime Holland Adv Eq Fdr IC Ltd USD Acc	9.8
Ranmore Global Equity Institutional USD	6.7
Std Etherbridge (USD) Segregated Port Sh	4.4
Goehring & Rozencwajg Res Fdr USD Acc	3.9

# Renaissance Global Best Ideas Fund (GBP)

As of 30/11/2025

## ASSET ALLOCATION

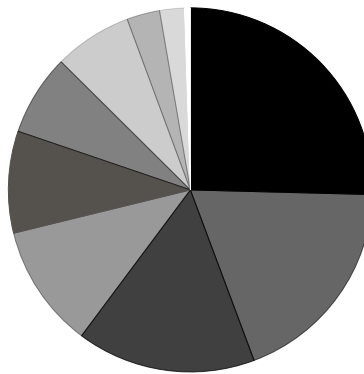
Portfolio Date: 30/11/2025



	%
● Equity	63.6
● Fixed Income	18.4
● Alternative	8.3
● Cash & Near Cash	9.8
<b>Total</b>	<b>100.0</b>

## SECTOR ALLOCATION

Portfolio Date: 30/11/2025



	%
● Technology	25.4
● Consumer Cyclical	18.9
● Financial Services	15.9
● Industrials	11.0
● Healthcare	9.0
● Communication Services	7.2
● Consumer Defensive	6.9
● Basic Materials	2.9
● Energy	2.2
Utilities	0.5
<b>Total</b>	<b>100.0</b>

## MONTHLY RETURNS

	Jan	Feb	Mar	Apr	May	Jun	Jul	Aug	Sep	Oct	Nov	Dec	Year
2025	4.5	-1.9	-5.1	-4.1	3.4	0.8	5.6	-0.3	2.3	3.5	-1.5		6.8
2024	-0.5	1.9	2.9	0.0	-0.2	1.8	-1.6	-0.3	1.6	1.1	1.8	-0.3	8.2
2023	3.6	-0.6	-1.4	-1.6	-0.3	0.1	1.7	-1.3	0.2	-2.6	1.8	2.5	2.1
2022	-2.6	-2.3	0.0	-0.3	0.1	-1.1	1.6	2.5	-4.4	-1.8	2.1	-0.4	-6.6
2021	0.3	-0.5	2.9	3.7	-0.5	1.6	-0.2	2.0	-0.7	0.5	1.9	-1.2	10.2
2020	-0.4	-1.4	-5.7	2.7	3.7	1.3	-1.5	0.9	0.2	-1.9	6.0	0.6	3.9
2019	1.7	0.9	1.5	2.6	0.7	2.1	4.8	-1.7	-0.2	-3.1	1.5	-0.6	10.3
2018	-2.6	0.3	-3.7	1.3	4.6	0.4	1.1	1.2	-1.5	-1.0	0.0	-3.5	-3.6
2017	-1.4	2.7	0.9	-2.2	0.9	-0.2	0.4	1.1	-3.1	2.3	-0.1	0.7	2.0
2016	-1.8	2.1	1.9	-0.1	-1.1	7.6	5.8	0.6	0.9	3.8	-3.2	2.2	19.8
2015	1.1	0.2	1.5	-1.6	0.9	-3.2	-0.7	-4.8	1.3	4.6	0.7	1.2	0.8
2014	—	—	—	—	—	—	—	—	—	—	3.8	0.2	—

## TOP HOLDINGS (LOOKTHROUGH)

Weight %	
PRESCIENT-CHINA BALANCED-S	10.9
Std Etherbridge (USD) Segregated Port Sh	4.4
Goehring & Rozenwajg Res Fdr USD Acc	3.9
Germany (Federal Republic Of) 2.2%	2.3
United States Treasury Notes 3.625%	1.7

## FEES

Admin & Custody Fee	0.125% p.a.
Management Fee	1.38% p.a.
Distribution Fee	0.20% p.a.
<b>Service Fee</b>	<b>1.705% p.a.</b>

## HISTORICAL FEES

Total Expense Ratio (TER)	2.66%
---------------------------	-------

## CONTACT DETAILS

### DISTRIBUTOR AND INVESTMENT MANAGER: RENAISSANCE WEALTH MANAGEMENT UK LTD

Address: The Clubhouse, 8 St. James's Square, St. James's, London, SW1Y 4JU  
 Email: andreas@ukrwm.co.uk  
 Telephone: +44(0) 7503 915513

### FUND MANAGER AND ADMINISTRATION: PIM CAPITAL (GUERNSEY) LIMITED

Address: 3rd Floor Trafalgar Court, Admiral Park, Les Banques, St. Peter Port, Guernsey, GY1 2AL  
 Email: [RWM.admin@pimcapitalgroup.com](mailto:RWM.admin@pimcapitalgroup.com)

### CUSTODIAN: PERESEC INTERNATIONAL LTD

Address: Suite A3, Hirzel Court, Hirzel Street, St Peter Port, Guernsey, GY12NN  
 Telephone: +44 (0) 1481 743412

### AUDITOR: GRANT THORNTON CHANNEL ISLANDS

Address: Lefebvre House, Lefebvre Street, St Peter Port, Guernsey, GY1 3TF  
 Telephone: +44 (0) 1481 753400

# Renaissance Global Best Ideas Fund (GBP)

As of 30/11/2025

*Renaissance*  
Wealth Management

## GLOSSARY

**Equities** represent a shareholders' stake in the company as identified on a company's balance sheet. It is the residual value to the owner after deducting a company's liabilities from the total assets.

**Bonds** are fixed-income instrument that represents a loan made by an investor to a borrower (typically corporate or governmental).

**Property:** investment interest in a real estate company (usually listed) directly or through a collective investment scheme.

**Collective Investments** are a group of pooled investment accounts held by a bank or trust company. The financial institution groups assets from individuals and organizations to develop a single larger diversified portfolio available to smaller investors.

**Derivatives** are financial contracts, set between two or more parties, that derive their value from an underlying asset, group of assets or benchmark.

**Money Market** Instruments represent a short-term loan between banks and other financial institutions.

**Volatility** is a statistical measure of the dispersion of returns for a given security or market index. In most cases, the higher the volatility, the riskier the security. Volatility is usually expressed by calculating the standard deviation of the security in question.

**Maximum Drawdown** is the maximum loss from a peak to a trough of a portfolio, before a new peak is attained.

**Total Expense Ratio** is the global standard used to measure the impact that the deduction of management and operating costs have on a fund's value. It gives you an indication of the effects these costs have on the future growth of your investment portfolio. A higher TER does not necessarily imply a poor return, nor does a low TER imply a good return. Also, the current TER may not necessarily be an accurate indication of future TERs.

## DISCLAIMER

Renaissance Global Best Ideas Fund IC Ltd is a registered incorporated cell of Prime Investments ICC Limited, with registration number 46312. Prime Investments ICC Limited is duly authorised by the Guernsey Financial Services Commission to operate under the rules of the Authorised Collective Investment Schemes (Class B) Rules and Guidance, 2021. PIM Capital (Guernsey) Limited is registered with the GFSC under the provisions of the Companies Law Act of 2008 as a Collective Investment Schemes Manager. Prime Collective Investment Schemes Management Company (RF) (Pty) Ltd ("Prime CIS") is a registered Collective Investment Schemes Manager under section 5 of the Collective Investment Schemes Control Act (CISCA) and is the South African representative office for this fund. Prime CIS is a wholly owned subsidiary of Prime Financial Services (Pty) Ltd - a full member of the Association for Savings & Investment SA (ASISA). For more information on the South African representative please visit [www.primeinvestments.co.za](http://www.primeinvestments.co.za)

Peresec International Limited has been appointed as the fund's trustee/custodian. The fund is approved under section 65 of CISCA by the Financial Sector Conduct Authority of South Africa.

The distribution of this document and the offering of shares may be restricted in certain jurisdictions. It is the responsibility of any person in possession of this document to inform themselves of, and to observe, all applicable laws and regulations of any relevant jurisdictions. Prospective applicants for shares should inform themselves as to the legal requirements and consequences of applying for, holding and disposing of shares and any applicable exchange control regulations and taxes in the countries of their respective citizenship, residence or domicile. This document does not constitute an offer or solicitation by anyone in any jurisdiction in which such offer or solicitation is not lawful or in which the person making such offer is not qualified to do so to anyone to whom it is unlawful to make such offer or consolidation. This Fact Sheet is for informational purposes only and does not constitute investment, legal, tax or other advice or any recommendation to buy or sell the securities herein mentioned. Independent professional financial advice should always be sought before making an investment decision as not all investments are suitable for all investors. If you choose to appoint an adviser, advice fees are contracted directly between you and the adviser.

Collective Investment Schemes (CISs) are generally medium to long term investments. The value of participatory interests or the investment may go down as well as up, and therefore, the Manager does not make guarantees with respect to the protection of capital or returns of the investment. Past performance is not necessarily a guide to future performance. CISs are traded at ruling process and can engage in borrowing and scrip lending. The portfolio may include underlying foreign investments, and may as a result be exposed to macroeconomic, political, foreign exchange, tax, settlement, reporting or illiquidity risk factors that may be different to similar investments in South African markets. The underlying foreign investments may also be adversely affected by foreign investment policies, restrictions on repatriation of investments and other restrictions and controls that may be imposed by the relevant authorities of the relevant countries. The Manager reserves the right to close the fund to new investors if it is necessary to limit further inflows for it to be managed in accordance with its mandate. Investors in the Fund are not protected by any statutory compensation arrangements in Guernsey in the event of the fund's failure. The Guernsey Financial Services Commission does not vouch for the financial soundness of the fund or for the correctness of any statements made or opinions expressed regarding it. In certain circumstances, a participant's right to redeem his shares may be suspended. Applicants are assumed to have read and understood the Prospectus and accept the risk of an investment in Prime Investments ICC Limited. It is understood that they are aware that the portfolio of securities is subject to market fluctuations and to the risks inherent in all investments, and that the price of shares and any income from the shares may go down as well as up, and that the fund may be subject to volatile price movements which may result in capital loss.

Past performance does not predict future returns. No guarantee is provided, either with respect to the capital or the return of the fund. The value of participatory interests or the investments may fluctuate in value and may fall as well as rise. A schedule of fees, charges, maximum commissions, and a detailed description of performance fee calculation and application is available on request. Daily unit pricing and performance is available on Bloomberg. NAV to NAV figures have been used. Investment performance is for illustrative purposes only. Excessive withdrawals from the fund may place the fund under liquidity pressure and in such circumstances, a process of ringfencing withdrawal instructions and managed payouts may be followed. Commission and incentives may be paid and if so, these will be included in the overall costs. Actual investment performance will differ based on the initial fees applicable, the actual investment date and the date of reinvestment of income. Fund valuations take place at approximately 23h59 (GMT) each business day and forward pricing is used. Instructions must reach the Manager before 16h00 (MUT) 3 Business Days prior to the relevant Dealing Date. You can expect to receive withdrawal payouts five business days after valuation distribution. Large investments or redemptions (exceeding 5% of fund value) may be subject to an anti-dilution levy to defray dealing costs and expenses. This levy, where applicable, is applied fully for the benefit of the fund. A schedule of fees and charges and maximum commissions is available on request from the Manager.

Dealing prices are calculated on a net asset value and auditor's fees, bank charges and trustee fees are levied against the portfolios. Performance may differ as a result of initial fees, the actual investment date, and the date of reinvestment. The investment performance is for illustrative purposes only. The investment performance is calculated after taking the actual initial fees and all ongoing fees into account. The reinvestment of income is calculated on the actual amount distributed per participatory interest by using the ex-dividend date NAV price of the applicable class of the portfolio, irrespective of the actual reinvestment date. The value of participatory interests or the investment may go down as well as up. The Manager does not provide any guarantee either with respect to the capital or the return of a portfolio. All CIS are traded at ruling prices and can engage in borrowing and scrip lending. Income is reinvested on the investment date. The Manager has the right to close the portfolio to new investors in order to manage it more efficiently in accordance with its mandate. The latest prices are published on Bloomberg and is available from the Manager.

Mandatory cost disclosure as per the regulator: GBP19,000 p.a. Audit fee. GBP1,475 p.a. annual GFSC fees. A schedule of fees and charges, maximum commissions and a schedule of similarities and differences is available on request from the Manager.

Total Expense Ratio (TER) is calculated as a percentage of the average net asset value of the portfolio incurred as charges, levies and fees in the management of the portfolio. The TER charged by any underlying fund held as part of a fund's portfolio is included in the fund expenses portion of the TER, but trading and implementation costs incurred in managing the fund are included. A higher TER does not necessarily imply a poor return, nor does a low TER imply a good return. The current TER may not necessarily be an accurate indication of future TER's. Transaction Costs (TC) is necessary in managing the fund and impacts the fund's return. It should not be considered in isolation as returns may be impacted by many other factors over time including market returns, the type of fund, the investment decisions of the investment manager and the TER. The Total Investment Charge (TIC) is the sum of the Total Expense Ratio (TER) and Transaction Costs (TC).

This is a Minimum Disclosure Document (MDD) and any attachments to it constitute factual and objective information about the fund, and nothing contained herein should be construed as constituting any form of investment advice or recommendation, guidance or proposal of a financial nature in respect of any investment issued by Prime Investments ICC Limited. Opinions expressed in this document may be changed without notice at any time after publication. We, therefore, disclaim whatsoever liability for any loss, damage (whether direct or consequential) or expense of any nature whatsoever which may be suffered as a result of, or which may be attributable, directly or indirectly, to the use of or reliance upon the information. Additional information such as daily fund prices, brochures, applicable forms and a schedule of fund fees and charges is available on request from the Manager.